






## Skidding System | STARTER KIT


### Standard Skidding System (400 tons); extremely strong and robust


With this complete set it is possible to install 2 sets of 8 m tracks, each with its own beam and push/pull unit. This provides you with a 2 x 200 = 400 t and 50 cm step size skidding system. The step size is 50 and the total height is 244 mm.


	<b>2x Push/pull unit</b>		
	model		SPPU-S
	art no		100.002.510
	l x w x h	mm	926 x 390 x 175
	weight	kg	114

	<b>2x Beam</b>		
	model		SB-S
	art no		100.002.526
	l x w x h	mm	3045 x 340 x 195
	weight	kg	160

	<b>8x Track</b>		
	model		ST-S
	art no		100.002.523
	l x w x h	mm	2068 x 510 x 162
	weight	kg	160

	<b>4x Extension hoses</b>		
	model		VL 10 SOU
	art no		100.572.310
	length	m	10
	weight	kg	5


	<b>1x Skidding twin pump</b>		
	model		09 T 12 E
	art no		100.152.220
	l x w x h	mm	665 x 650 x 1275
	weight	kg	120


	<b>1x Skidding System Storage Frame</b>		
	model		STSF-S
	art no		100.003.255
	l x w x h	mm	1101 x 861 x 941
	weight	kg	94





**Lightweight Skidding System (200 tons); exceptionally low and extremely lightweight**


With this complete set it is possible to install 2 sets of 7.2 m tracks, each with its own beam and push/pull unit. This provides you with a 2 x 100 = 200 t and 30 cm step size skidding system. The step size is 50 and the total height is 56 mm.


	<b>2x Push/pull unit</b>		
	model		SPPU-LW
	art no		100.003.366
	l x w x h	mm	637 x 264 x 233
	weight	kg	26


	<b>2x Push/pull bracket</b>		
	model		SPPB-LW
	art no		100.003.315
	l x w x h	mm	472 x 179 x 28
	weight	kg	9.5

	<b>2x Beam 1.8</b>		
	model		SB-LW 1.8
	art no		100.003.313
	l x w x h	mm	1805 x 179 x 28
	weight	kg	28.5

	<b>2x Beam 1</b>		
	model		SB-LW 1
	art no		100.003.311
	l x w x h	mm	1005 x 179 x 28
	weight	kg	15.5

	<b>8x Track</b>		
	model		ST-LW
	art no		100.003.384
	l x w x h	mm	1877 x 385 x 50
	weight	kg	37,5

	<b>4x Extension hoses</b>		
	model		VL 10 SOU
	art no		100.572.310
	length	m	10
	weight	kg	5

	<b>1x Skidding twin pump</b>		
	model		09 T 12 E
	art no		100.152.220
	l x w x h	mm	665 x 650 x 1275
	weight	kg	120

